

# Blazer Power Window Info



# Time to investigate

- I asked on the message board. They said the guys from an 82 door could not be swapped into a 79 door. After watching a few videos and looking at pictures I decided to dig deeper.
- I went to carid.com and LMC. I looked at the door shells and the part numbers. It Looks like 77 -91 use same shell (door frame). Well the regulator bolts into the the door shell. I think we're need to dig a little deeper.
- The next slide has screen shots showing the part number info.

12:13 AT&T 76%

Door Shell-Premium-Left Hand

Status:

Part #: 38-9232-T

Application: Chevy GMC 77-91

Temporarily Out Of Stock

No Backorders

(REQ'D 1)

Door Shell-Premium-Right Hand

Status:

Part #: 38-9233-T

Application: Chevy GMC 77-91

III O <

12:03 AT&T 77%


carid.com/1982-chevy-b

Order Now, Pay Later with **affirm**

s > Doors > Door Shells + Skins > Chevy > Blazer > 1982

Auto Metal Direct® - Front Door Shell

★★★★★ 0 reviews | Item # 3394874922



id Add CARiD.com to Home screen

×


III O <

10:52 AT&T 89%

s > Doors > Door Shells + Skins > Chevy > Blazer > 1979

Auto Metal Direct® - Front Door Shell

★★★★★ 0 reviews | Item # 3394874922



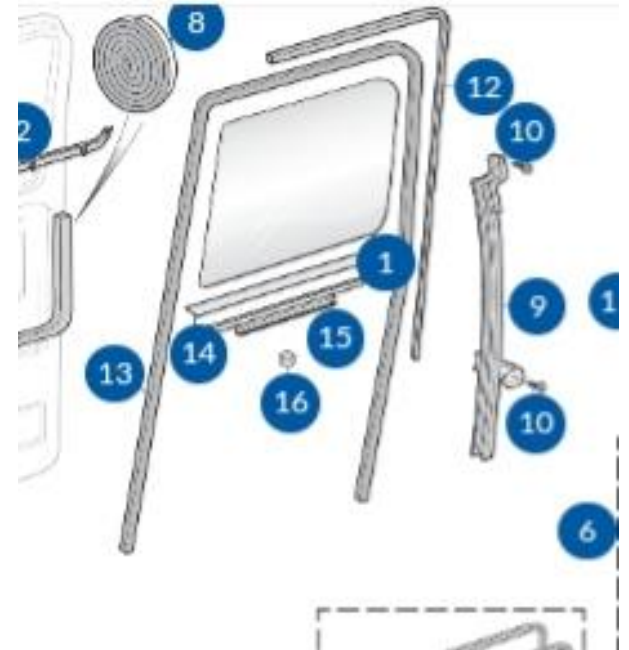
id Add CARiD.com to Home screen

×

III O <

# The next step.

- If the door shells are the same maybe where the regulator attaches to the glass is different on the pre 82 stuff? What about the tracks the regulator/ glass rides in is different?
- It looks like the part number for the glass changes in 81 model blazers. This holds true for the window and the mounting sash. Item number 15 set image right off details.



4:30 AT&T

49% 70%

38-5943 ⓘ

SASH CHANNEL ASSEMBLY-  
RIGHT HAND

CHEVY GMC 74-80

(REQ'D 1)

\$39.95

IN STOCK

QTY

ADD TO CART

38-5938 ⓘ

SASH-CHANNEL ASSEMBLY-LEFT  
HAND

CHEVY GMC 81-91

(REQ'D 1)

\$39.95

IN STOCK

QTY

ADD TO CART







5:31

49% 57%

usa1industries.com/197

Door Glass





	<p>1973-87 Fullsize Chevy &amp; GMC Truck Door Glass Rear Channel, Left</p> <p>Part#: 19518</p> <p><del>\$34.95</del> save 34%</p> <p><b>\$22.95</b></p>
	<p>1973-87 Fullsize Chevy &amp; GMC Truck Door Glass Rear Channel, Right</p> <p>Part#: 19519</p> <p><del>\$34.95</del> save 34%</p> <p><b>\$22.95</b></p>
	<p>1974-80 Fullsize Chevy &amp; GMC Truck Front Door Glass Sash, Left</p> <p>Part#: 20824</p> <p><del>\$49.95</del> save 20%</p> <p><b>\$39.95</b></p>
	<p>1974-80 Fullsize Chevy &amp; GMC Truck Front Door Glass Sash, Right</p>



5:31

49% 57%

Door Glass

	<p>Left</p> <p>Part#: 19682A</p> <p><b>\$99.95</b></p>
	<p>1981-87 Fullsize Chevy &amp; GMC Truck Door Glass, Right</p> <p>Part#: 19683A</p> <p><b>\$99.95</b></p>
	<p>1981-87 Fullsize Chevy &amp; GMC Truck Front Door Glass Sash, Left</p> <p>Part#: 19690</p> <p><del>\$49.95</del> save 20%</p> <p><b>\$39.95</b></p>
	<p>1981-87 Fullsize Chevy &amp; GMC Truck Front Door Glass Sash, Right</p> <p>Part#: 19691</p> <p><del>\$49.95</del> save 20%</p> <p><b>\$39.95</b></p>



# What is different and what is the same

- The door shells are the same from 1977 -1991. So where the regulator bolts up is the same. Also the rails that the glass rises in is the same.
- The glass and the sash that mounts to the glass is different. It runs from 1977 – 1981. Then the newer parts run from 1982 – 1991.
- Here is what I would suggest. Watch the YouTube [install video](#). At about 11 min 50 sec you can see the sash. Does it look like the sash on the 79? If so buy the parts to do one side and see. My gut says that it should work, but nobody has done it yet that I have found.